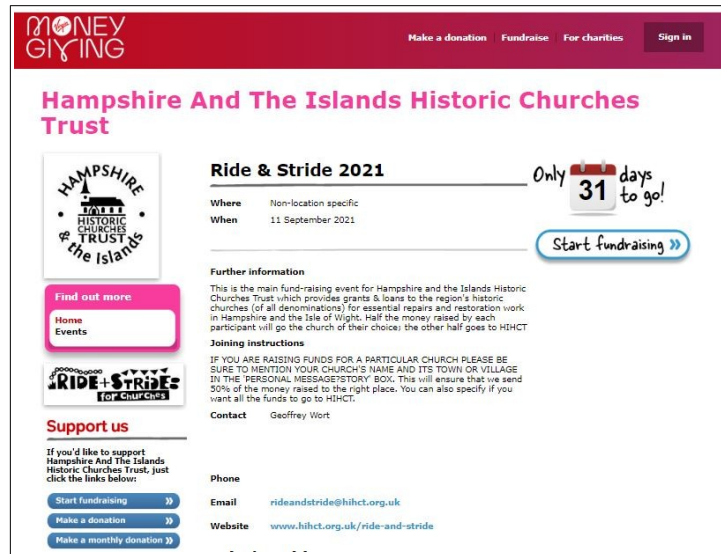


How to set up sponsorship with Virgin Money Giving (VMG)

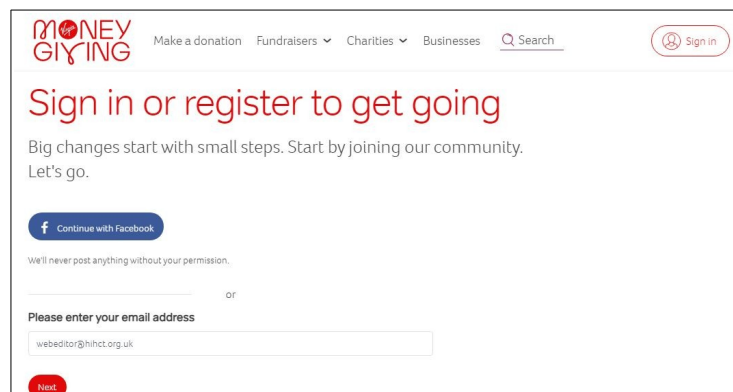
Many people are now willing to sponsor a participant in Ride & Stride as well as with the 'old' paper sponsorship form that can be downloaded from this page <https://hihct.org.uk/taking-part/>

The church or participant needs to set up a page with VMG. The following link can be found on our website <https://hihct.org.uk/taking-part/> in the second blue box by clicking on - **Virgin Money Giving**. This will bring up the following page:

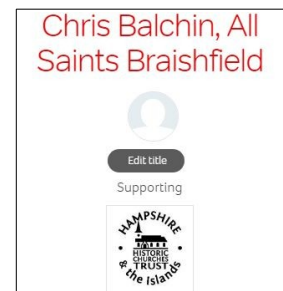


Click on the Start Fundraising button to the following page.

You then need to enter your email address - if you are new to VMG it will ask for your details (not all are necessary but it will soon tell you which are!). Once done it will take you through a couple of pages about the event then at the bottom you click on the button **create my page**. Review that and change what you want and then you can copy the link to send to your sponsors.



When creating your page you may want to edit the title to give the name of the church being sponsored. It is on the right of your fundraising page, see example, and add an image to brighten your page? You can update your account settings to add the church name. (no spaces in the name) Like this one: <https://uk.virginmoneygiving.com/AllSaintsBraishfield/> or just leave your name and sponsors can search on that on the VMG home page.



Sponsoring your fundraising

Sponsor selects 'Make a donation' on main VMG page and enter fundraisers title. The image to right is the VMG 'My Donation' page

- NO password required.
- Sponsor needs to state the amount either VMGs suggestions or a specific amount
- Leave a message to the participant
- Leave a name (optional)
- Pay by card or Paypal

